

WEL COME

MANAVLOK


-Presented by

Dr. D. S. Lohiya

Secretary

Manavlok, Ambajogai

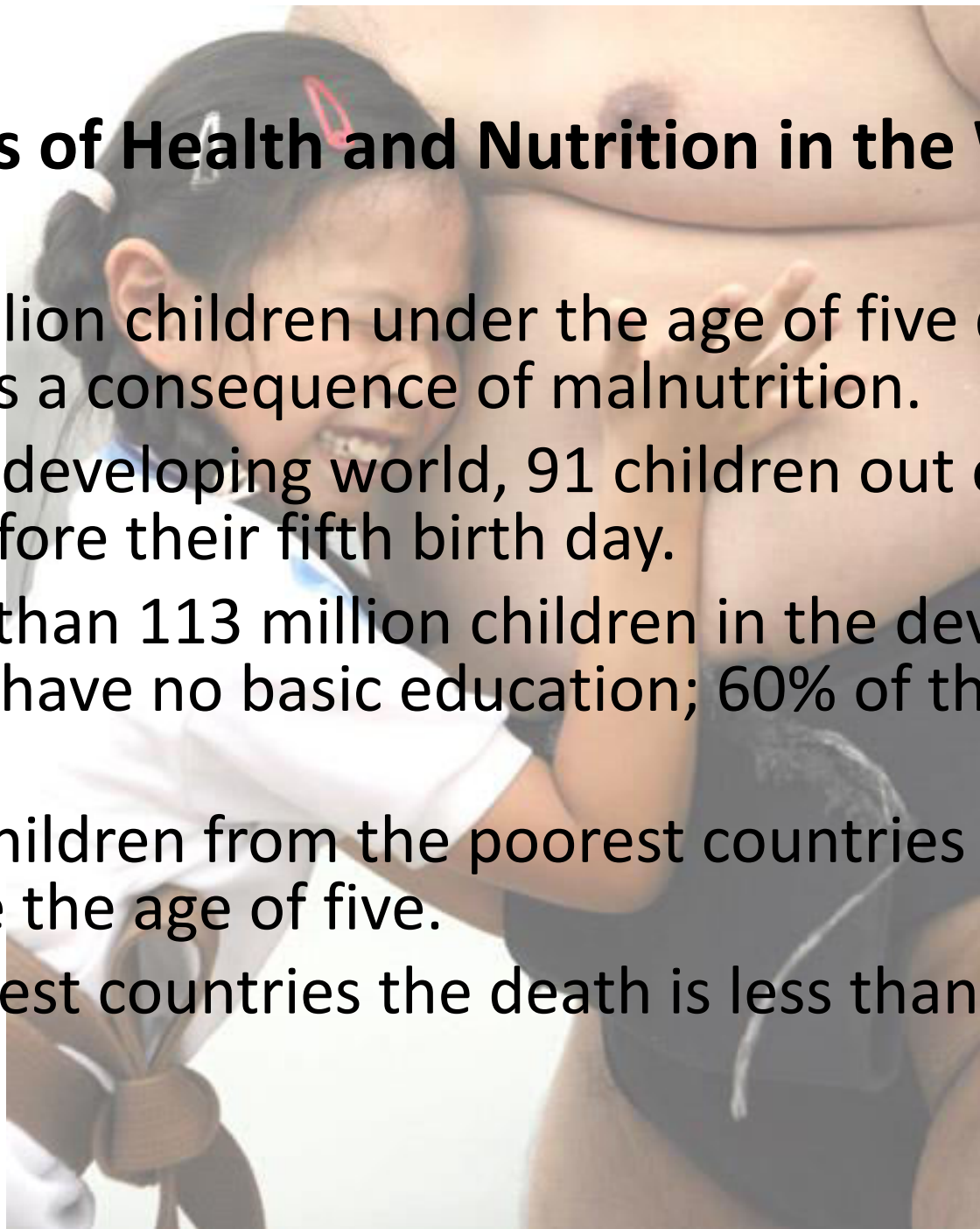
Date : 25/02/2010

A photograph of a severely malnourished child sitting on a bed. The child's body is extremely thin, with visible ribs and a distended abdomen, characteristic of severe protein-energy malnutrition. The child is wearing a yellow diaper. In the background, the face of another person is partially visible, looking towards the child. The setting appears to be a hospital or a clinical facility.

Current Status of Health and Nutrition in Children

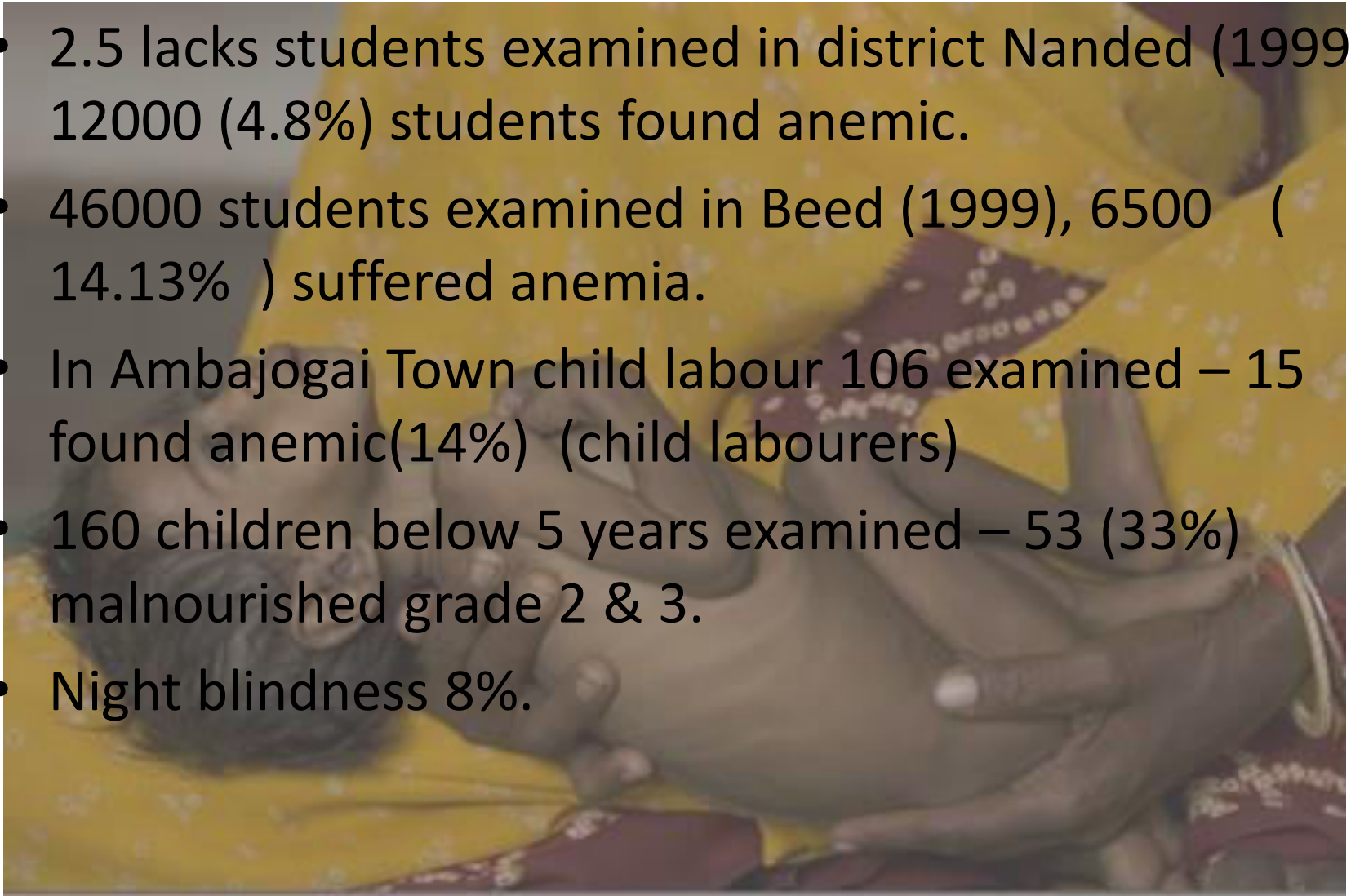
Status of Health and Nutrition in the World

- Six million children under the age of five die every year as a consequence of malnutrition.
- In the developing world, 91 children out of 1000 die before their fifth birth day.
- More than 113 million children in the developing world have no basic education; 60% of them are girls.
- 20% children from the poorest countries still die before the age of five.
- In richest countries the death is less than 1%.



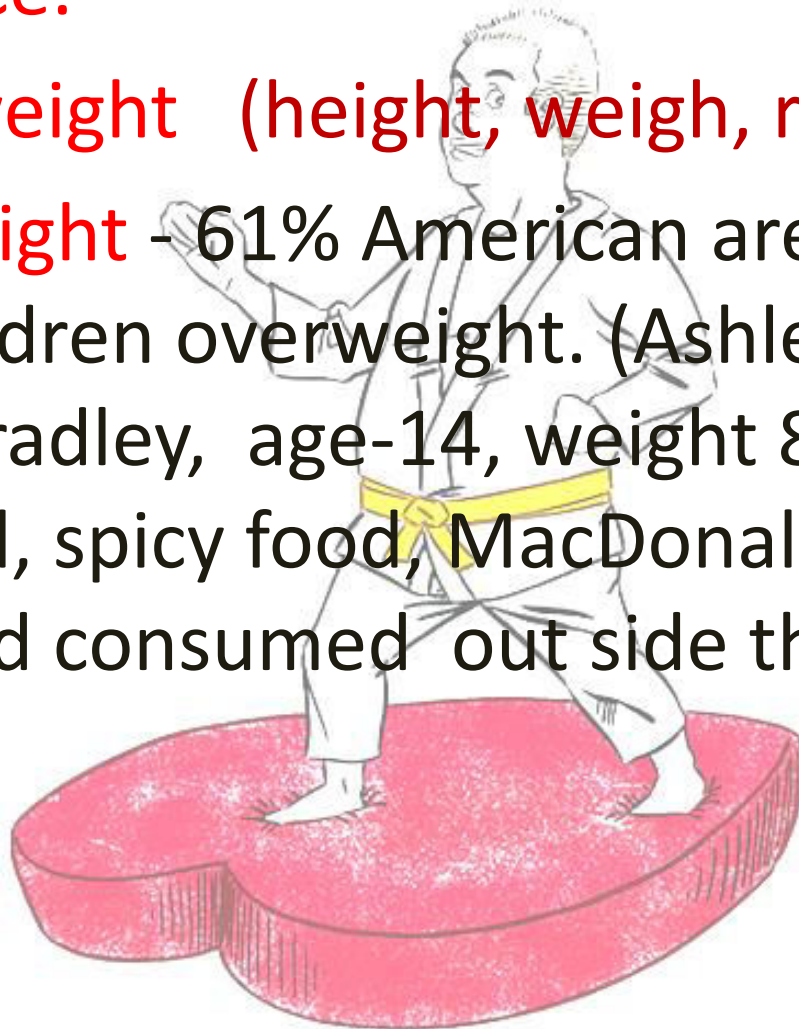
Child health status in Marathwada

- 2.5 lacks students examined in district Nanded (1999), 12000 (4.8%) students found anemic.
- 46000 students examined in Beed (1999), 6500 (14.13%) suffered anemia.
- In Ambajogai Town child labour 106 examined – 15 found anemic(14%) (child labourers)
- 160 children below 5 years examined – 53 (33%) malnourished grade 2 & 3.
- Night blindness 8%.



Causes of Malnutrition - Death

- Ignorance.
- Under weight (height, weigh, ratio)
- **Over weight** - 61% American are over weight – 19% children overweight. (Ashley Pelman and Jazlyn Bradley, age-14, weight 85 and 135 kg.) fast food, spicy food, MacDonald's food and 35% food consumed out side the house.



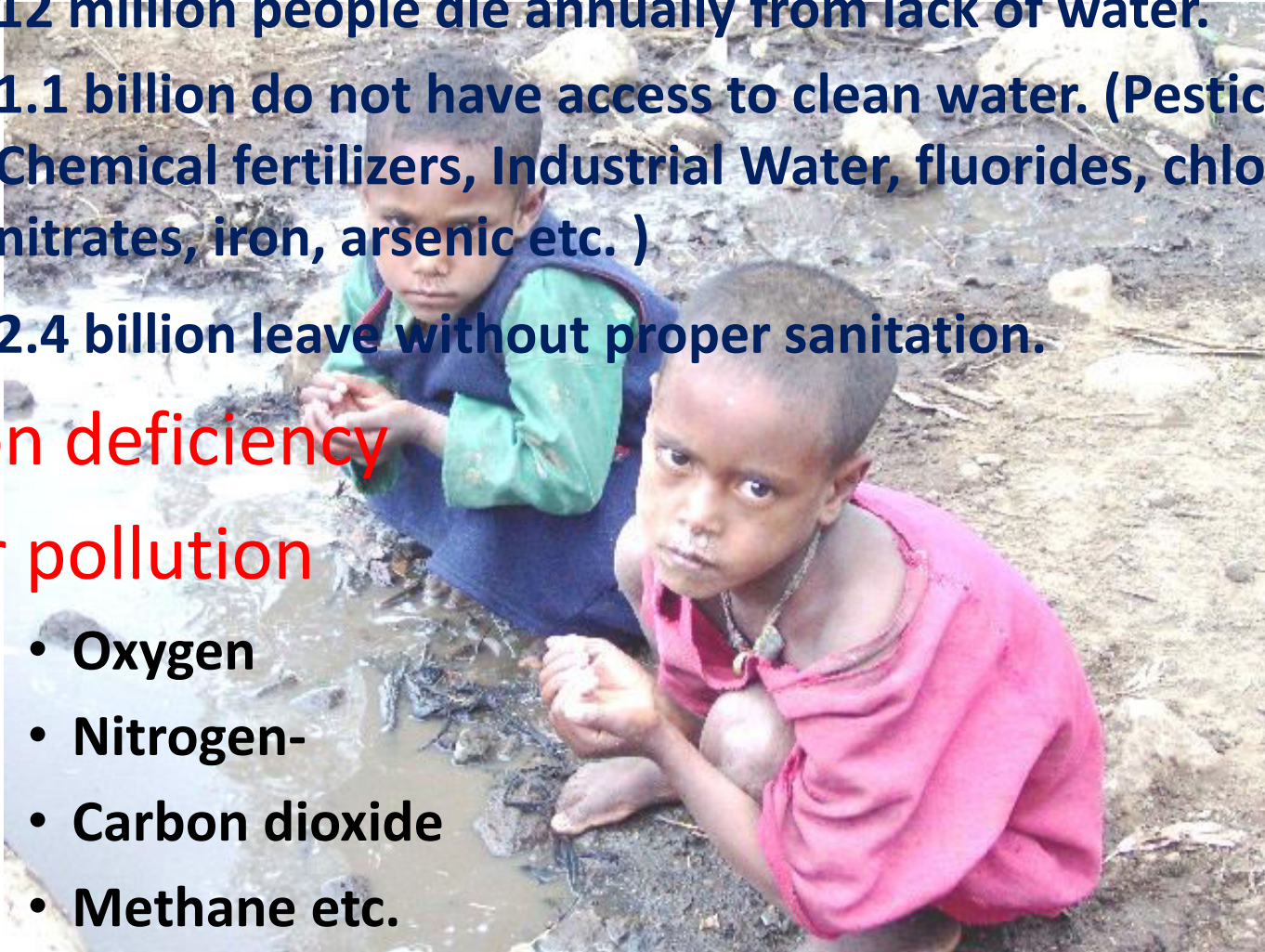
- **Un safe water & sanitation**

- 12 million people die annually from lack of water.
- 1.1 billion do not have access to clean water. (Pesticides, Chemical fertilizers, Industrial Water, fluorides, chlorides, nitrates, iron, arsenic etc.)
- 2.4 billion live without proper sanitation.

- **Iron deficiency**

- **Air pollution**

- Oxygen
- Nitrogen-
- Carbon dioxide
- Methane etc.



- **Poverty**

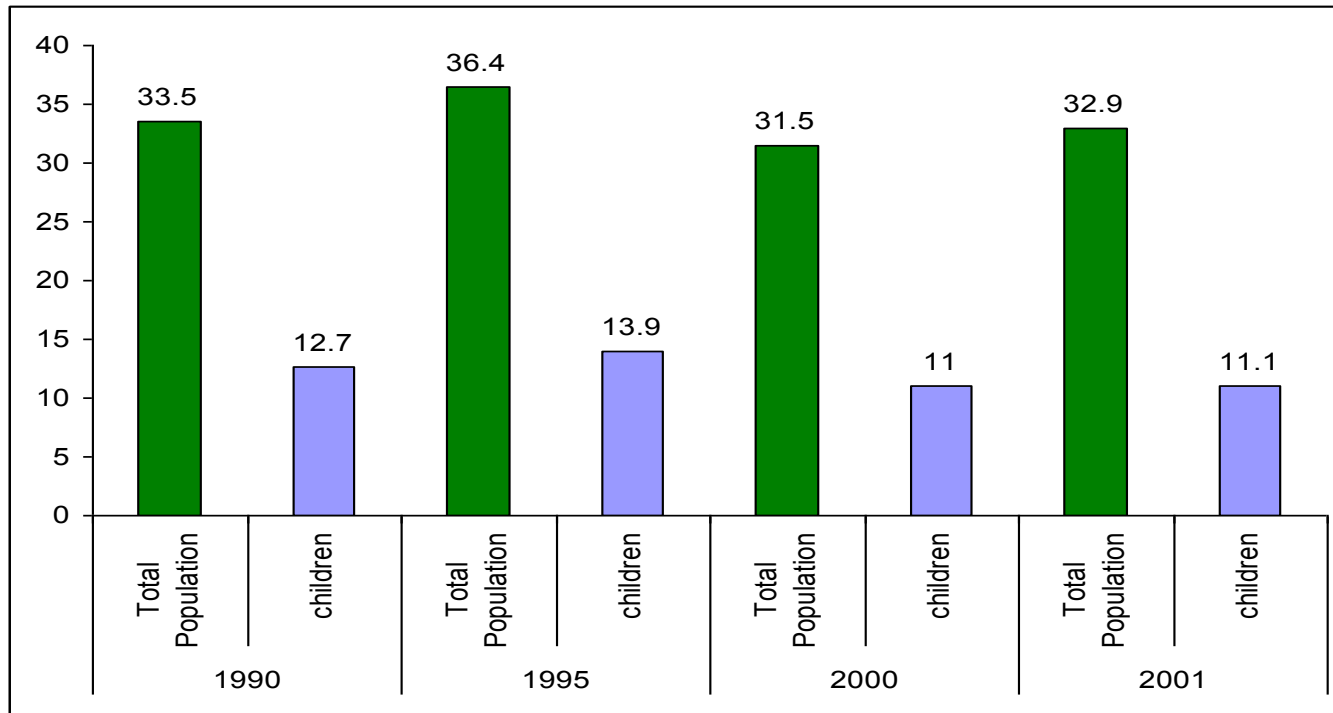
- Assets of 200 richest is = 41% of poorest

- Bill gates, Sultan of Brunei, Walton Family.

- 2% population 58% properties
- 25% population 1% property
- Income of 1% richest = 57% poorest.
- 40 to 44% population is below 14.

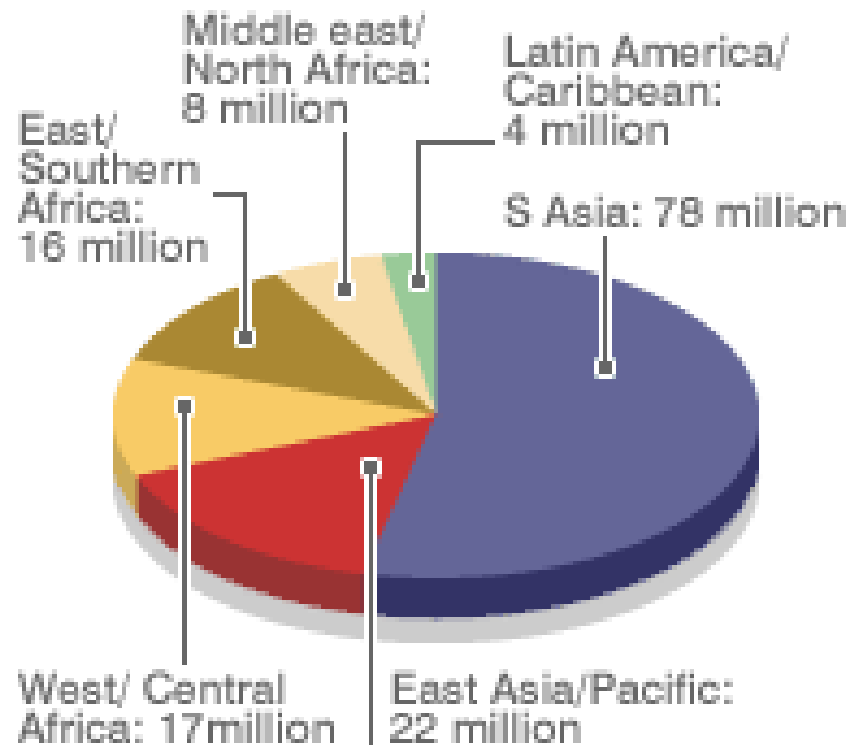
Poverty and children in united states

Source - world poverty



- Bread for the world states that 33 million people including 13 million children experience or hunger or risk of hunger.
- 30% of female prostitutes in Phnom penh (Cambodiya) are children
- Half of the combodiyan prostitutes are sold by family members.

CHILD MALNUTRITION



Figures based on latest available estimates of underweight prevalence in 110 developing countries (1996–2005).

Source: UNICEF

Treatment / Measures

- IEC / Proper awareness
- Improvement in public and environmental health.
- Improvement in sanitation.
- Quality of water.
- Better nutrition - calories.
- Proper shelter (Housing).
- Gap in two births.

THANK YOU